




SELECTING COURSES FOR GRADE 11 & 12



YOU WILL BE SELECTING YOUR COURSES THROUGH EDSEMBLI

Students can now access the new edsembli Student Portal to **view markbooks** and **make choices for the upcoming school year.**



Foothills School Division

edsembli

User name *

SIGN IN

[ABOUT](#) [HELP?](#)

ACTIVATING AND ACCESSING EDSEMBLI

Step 1. Go to

<https://sis.edsembli.com/WebAdmin/AB/FSD/UI/Account/SignIn> . You can add this link to your bookmarks,

or on a mobile device, add it to your home screen for easy access. This link is also available on all our school websites

Step 2. Your login is your school division

@gm.fsd38.ab.ca email. Enter your email address and click 'Sign In'



ACTIVATING AND ACCESSING EDSEMBLI

Step 3. 'Click Forgot Password?' at the bottom of the login box. Click OK to request a password reset email.

Step 4. You should receive an email to your school Gmail account with a 'single use' link to reset your password. Please note that the password reset links can only be used once.

ACTIVATING AND ACCESSING EDSEMBLI

Step 5. Your account is active and your password is set. **Please delete the password reset email you received as the link in this email is only valid once.** In the future, access edsembli using the link we provided which is also available on your school website.

ACTIVATED

COURSE SELECTIONS

It is time to enter your Course Choices for next year.

- Remember, most courses have **prerequisites**
 - For example, you cannot take Art 20 if you did not complete Art 10
- If you need to retake a class, do not forget to select it!
- **Be mindful of teacher recommendations**
 - These are completed to ensure your academic success
- Take your time and be thoughtful with your choices—it is not first come first served
 - Option changes may NOT be provided

COURSE CODES

Grade 10 courses are the 10 level (10, 15, 1000)

Grade 11 courses are the 20 level (20, 25, 2000)

Grade 12 courses are the 30 level (30, 35, 3000)

**Your course selections may not always be at the same level as your grade.

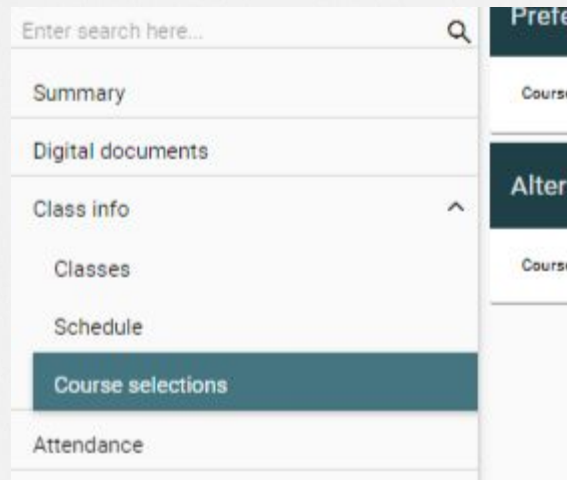
PROGRAMS AT FCCHS/AHSFA



- <https://www.foothillsschooldivision.ca/foothillscomposite/page/18663/programs>
- Use this link to explore the programs we have at FCCHS/AHSFA and find course codes/titles

SELECTING COURSES

Step 1 Go to Class Info>Course selections in the edsembli Student Portal.



SELECTING COURSES

SELECT YOUR CORE CLASSES FIRST!

Step 2. Select the core courses you have been **recommended** to take for next year Use the course codes OR course descriptions found in on the FCHS Website

For example:

Begin typing in English—and the options that you can select will show up. Scroll to see all options!

Add course selections

Set defaults

Preferred Alternate

eng

ELA10AP English 10AP

ELA1104 English LA 10-2

ELA1105 English 10-1

ELA20AP English 20AP

ELA2104 English LA 20-2

Course

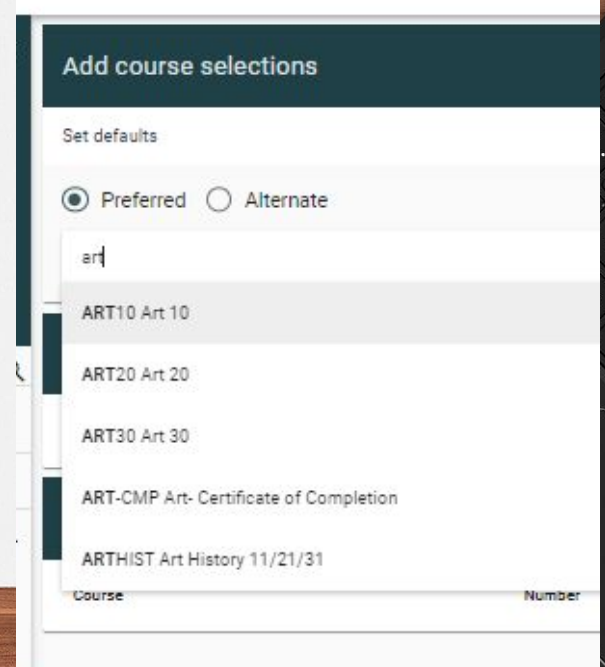
SELECT YOUR OPTION CLASSES!

Step 3. Select your option courses.

- Begin by typing in your course choice and scroll to find your selection
- Be sure you have completed the prerequisite courses
- **Please ensure that you enter all your required courses/options and 3 alternates.**
- ****Grade 11s** ensure you select 8 preferred and 3 alternates
- Remember, we do not guarantee that students will receive all their preferred option choices.

Note: All courses will be offered based on student interest, enrolment, and school resources.

Please check course and activity fees before selecting classes

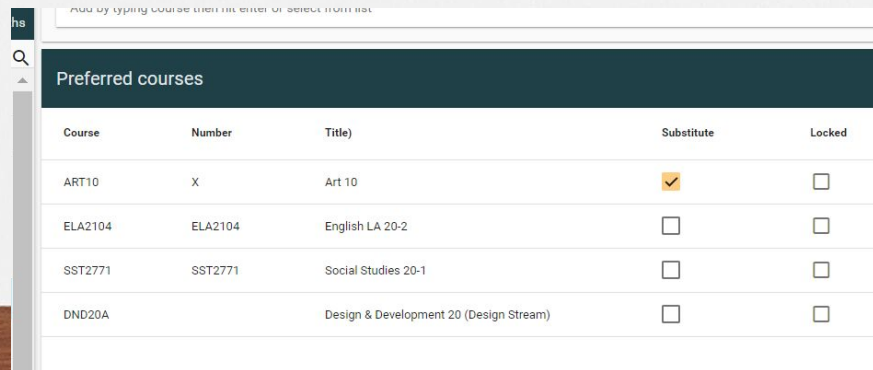


The screenshot shows a web interface for adding course selections. At the top, there is a dark teal header with the text "Add course selections". Below this is a section titled "Set defaults" with two radio buttons: "Preferred" (which is selected) and "Alternate". A search input field contains the text "art". Below the search field is a list of course options, each with a dark teal selection bar on the left. The list includes: "ART10 Art 10", "ART20 Art 20", "ART30 Art 30", "ART-CMP Art- Certificate of Completion", and "ARTHIST Art History 11/21/31". At the bottom of the list, there are labels "Course" and "Number" corresponding to the columns of the list.

PREFERRED OR ALTERNATES

To indicate if a 'Preferred Choice' can be substituted by a different course, select the 'Substitute' box. **We ask that at least one of your preferred choices has the 'substitute' box selected. Remember we CAN'T guarantee that you will receive ALL your preferred choices**

- To enter 'Alternate Choices' (choices that can replace one of your preferred choices if the 'Substitute' flag is selected for that choice), please select the 'Alternate' button.



hs

Search by typing course title, number, or select from list

Q

Preferred courses

Course	Number	Title	Substitute	Locked
ART10	X	Art 10	<input checked="" type="checkbox"/>	<input type="checkbox"/>
ELA2104	ELA2104	English LA 20-2	<input type="checkbox"/>	<input type="checkbox"/>
SST2771	SST2771	Social Studies 20-1	<input type="checkbox"/>	<input type="checkbox"/>
DND20A		Design & Development 20 (Design Stream)	<input type="checkbox"/>	<input type="checkbox"/>

THERE IS NO SUBMIT BUTTON

- Once you have selected your choices, you are **DONE!**
- **You will be able to view your choices but changes after the closing date will not be allowed (April 24)**

