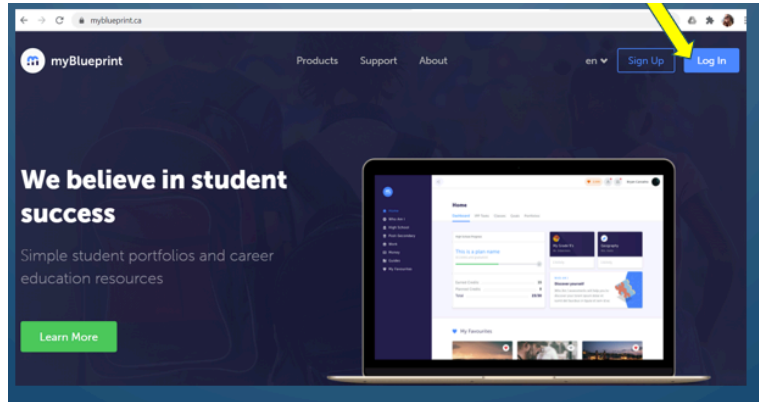


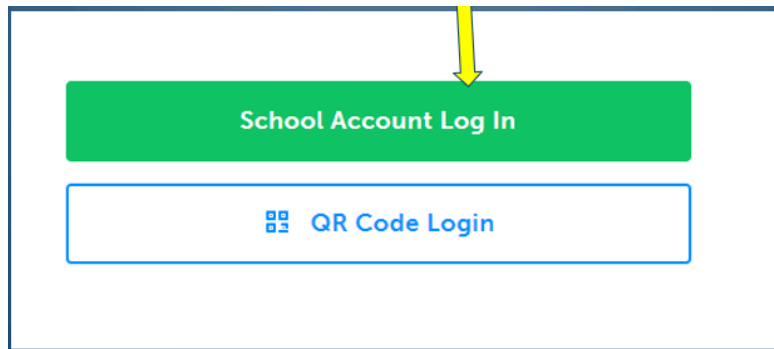
Steps for Logging into myBlueprint

Step 1: Go to website myBlueprint.ca/foothills

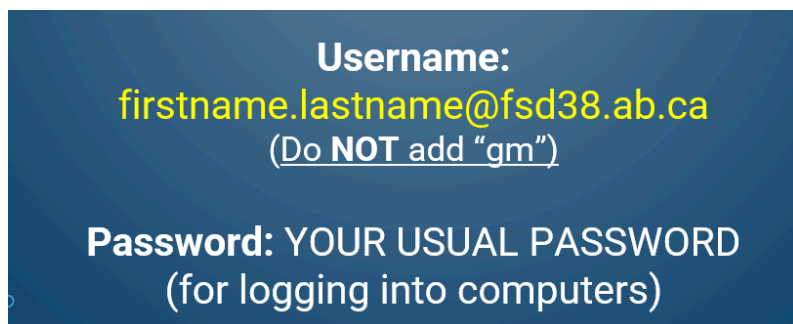
Step 2: Click on **Log In** Button



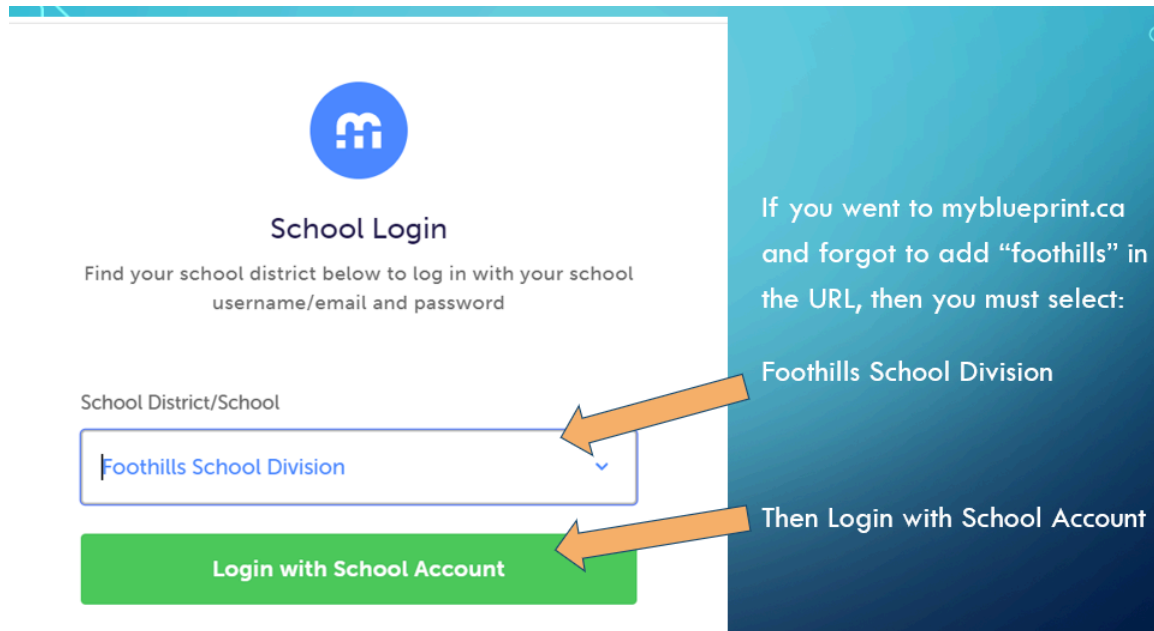
Step 3: Scroll down and click on **School Account Log In** Button



Step 4: Username and Password



Troubleshooting Tips



The image shows a screenshot of the myblueprint.ca 'School Login' page. At the top is the myblueprint.ca logo. Below it, the text reads 'School Login' and 'Find your school district below to log in with your school username/email and password'. There is a dropdown menu labeled 'School District/School' with 'Foothills School Division' selected. Below the dropdown is a green button labeled 'Login with School Account'. Two orange arrows point from a blue text box on the right to the dropdown menu and the 'Login with School Account' button.

If you went to myblueprint.ca and forgot to add "foothills" in the URL, then you must select:

Foothills School Division

Then Login with School Account

Have you already logged in with your FSD Gmail account? If so, please see your Academic Advisor for assistance!