

Welcome to the Foothills School Division!

Jr. K and Kindergarten
Open House and
Registration Night

February 4th, 2021



FSD's Priorities

Optimum learning is achieved through our priorities

Engagement for each learner

Ensure and maintain divisionwide engagement that is timely, meaningful and collaborative with all learners and communities.

Support for each learner

Ensure and maintain division-wide learning environments that are welcoming, caring, respectful, safe and inclusive.

Success for each learner

Ensure and maintain division-wide excellence in teaching, learning and leadership.

FSD's Programs

English Kindergarten



French Immersion Kindergarten

Okotoks: École Percy Pegler School
High River: École Joe Clark School



Montessori

Okotoks: Big Rock School



Jr. Kindergarten

Okotoks: Big Rock School, École Percy Pegler
High River: Spitzee School, École Joe Clark
Blackie: Blackie School



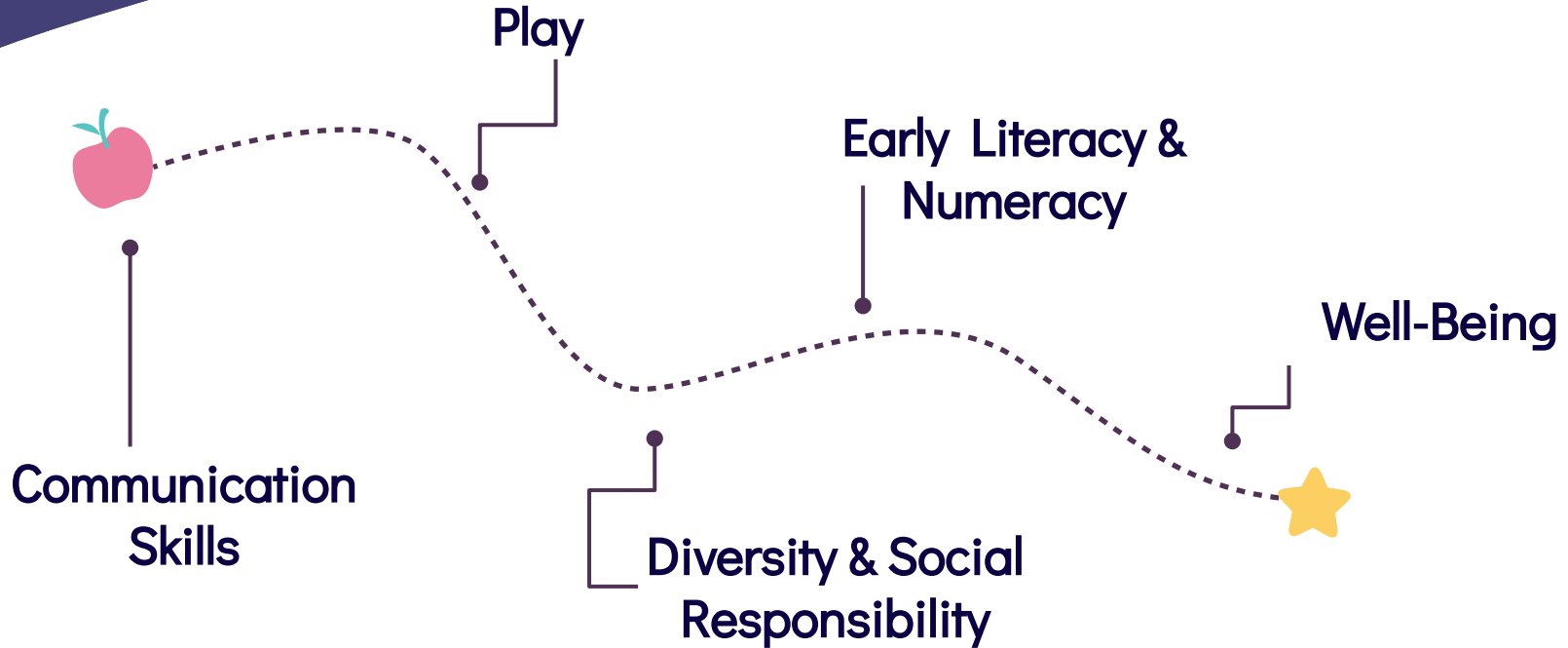
International Baccalaureate Program
Millarville Community School



Kindergarten Learning Priorities



Jr K. Kindergarten Learning Priorities





Frequent Questions



At what age can my child start school?



How can we register?





What's our designated school?



How do we arrange busing?

Age



Kindergarten: Join us if your child turns 5 on or before December 31, 2021




| SUN | MON | TUE | WED | THU | FRI | SAT |
|-----|-----|-----|-----|-----|-----|-----|
| | | 1 | 2 | 3 | 4 | 5 |
| 6 | 7 | 8 | 9 | 10 | 11 | 12 |
| 13 | 14 | 15 | 16 | 17 | 18 | 19 |
| 20 | 21 | 22 | 23 | 24 | 25 | 26 |
| 27 | 28 | 29 | 30 | 31 | | |

Jr Kindergarten: Join us if your child turns 4 on or before December 31, 2021

How to Register

[Click Here](#) for full registration information



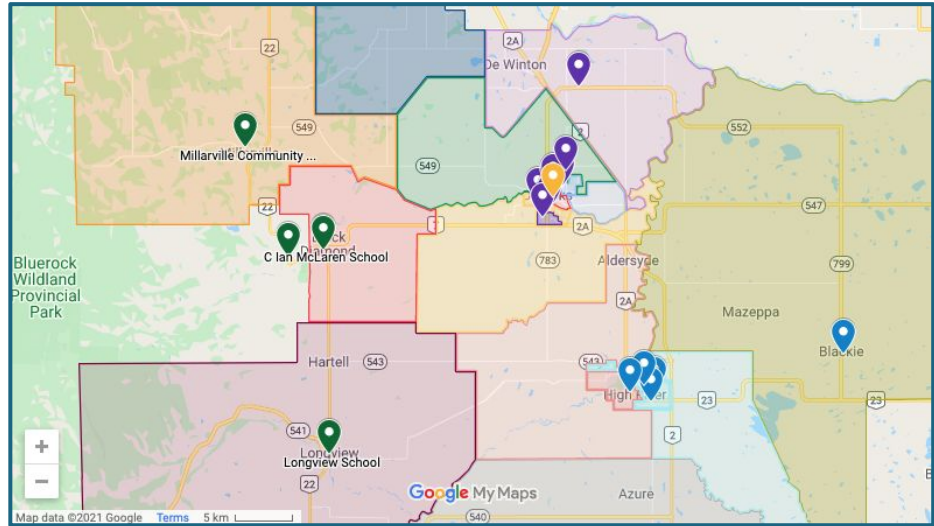
The screenshot shows the registration page for edsembli CONNECT. At the top, it features the Foothills School Division logo with the tagline "Explore • Develop • Celebrate!". Below the logo is a disclaimer: "Maplewood connectEd is designed to provide student information to students, teachers, parents, and administrative staff. Unauthorized use of authenticated information services is prohibited and subject to prosecution under student conduct code and any number of federal, provincial and local laws." The form includes fields for "User name (email):" and "Password:". There are buttons for "Create Account" and "Sign In". A link for "Forgot password?" is also present. At the bottom, the edsembli logo and copyright information "©2019-2021 ed.0.0.66 (CAZZU/CONNECT)" are displayed.

- Step 1: Click [Here](#)
Step 2: Create a new account or sign in if you already have one
Step 3: Complete the registration form
You will need:
- Child's proof of citizenship (e.g. birth certificate)

If you are having problems with online registration, please call your designated school for support.


School Boundaries

Interactive Boundary Map






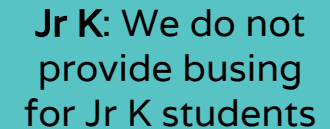
Busing




Kindergarten only: If you live **1.6km** or farther from your designated school (for students in K-3 without siblings, or K-3 students with an older sibling in the same school), you may qualify for busing.



[Application Form](#)
[Transportation Rules](#)
[FSD Transportation FAQ](#)



Jr K: We do not provide busing for Jr K students



Questions?
T: 403-652-6547
E: Transportation@fsd38.ab.ca


Next Steps

1. Register your child!
2. Screening (K=virtual, Jr K= in-person)
 - a. Why:
 - i. To help students get excited and feel comfortable for school! We can't wait to meet you!
 - ii. To determine if any students require extra support (Early support can make a big difference for Gr 1-12)
 - b. What:
 - i. Kindergarten: Condensed version of the EYE
 - ii. Jr Kindergarten: Full EYE
 - c. When:
 - i. Please connect with your designated school for more information





How you can help your child get ready for school

- 
- Read books together every single day and point to the words. Ask questions too!
 - Develop fine motor skills (how to hold a pencil, use scissors, play with playdough)
 - Follow 2-3 step instructions
 - Practice letters and letter recognition
 - Find letters/numbers in the environment
 - Count with concrete items (toys, rocks, lego)
 - Build your child's self esteem with praise, hugs and listening
 - Help your child take responsibility (cleaning up toys, using the bathroom, getting their own healthy snacks)

Helpful Resources

- ★ [Developmental Milestones](#)
- ★ I am ready for Kindergarten [Books](#)
 - [English](#)
 - [French](#)
 - [Tagalog](#)
- ★ I am Ready for Screens [Book](#)
- ★ [Resources Galore:](#)
 - [9 Things to do this Winter](#)
 - [Getting Ready for Kindergarten](#)
 - [Age 5 Activities](#)

